



32340-ZW1-V04

BF25-BF90 Switch Panel Assembly

Complete panel with ignition switch, emergency stop switch with lanyard, choke switch, oil pressure/engine temp alert lights, warning buzzer and mounting hardware. 18 inch long harness.



32340-ZW5-023

BF115-BF225 Digital or Analog Ready Switch Panel Assembly

Complete panel with ignition switch, emergency stop switch with lanyard, oil pressure/engine temp alert lights, warning buzzer and mounting hardware. 18 inch long harness. Allows operation with digital gauges.



40700-ZW7-000AH

Alert gauge with gauge pigtail harness sold separately.



36500-ZY3-000AH

Alert Gauge/Key Switch

Fits: BF25 thru BF225.

Kit includes 4/2 light alert gauge, ignition switch, emergency stop switch and connecting harness.

Gauge utilizes "deadfront" black face design whereby the icon is only visible when it is activated and lit. This allows proper alert function for either a 4- or 2-light alert system for either a carbureted or fuel injected engine. Gauge has a chrome bezel. This kit allows the ignition and emergency stop switches to be mounted separately in the boat dash with the alerts mounted separately in a standard 2-inch round hole. Alert gauge harness is 36 inches long. All components connect to the standard key panel electrical harness provided. Kit utilizes Standard Honda Key Switch PN: 37452-ZW7-1A and Standard Emergency Stop Switch PN: 36153-ZW7-110AH.

KEY SWITCH

Panels—Push to Choke

HONDA MARINE



36552-ZW9-000AH

**BF8D/9.9D, BF15D/20D
Key Switch Panel with
Stop Switch**

*Includes: Key switch, emergency stop
switch with lanyard and alert lights.*



38000-ZW7-100AH

**BF25-BF90 Analog or
Digital Gauge Ready
Push/Choke Key Switch
Panel with Stop Switch**

*Allows operation with digital gauges.
Requires PGM-FI panel PN: 32340-
ZW7-000AH (page 77) when used
with fuel injected engines.*



37452-ZW7-110AH

**BF25-BF90 Analog or
Digital Gauge Ready
Push/Choke Key Switch
Panel with Stop Switch**

*Allows operation with digital gauges.
Requires PGM-FI panel PN: 32340-
ZW7-000AH (page 77) when used
with fuel injected engines.*



36452-ZW7-110AH

**BF75/90 and BF115-BF225
Single Engine Key Switch
Panel with PGM-FI Lights –
Analog or Digital Gauge
Ready**

Allows operation with digital gauges.



36652-ZW7-100AH

**BF115-BF225 Dual Engine
Key Switch Panel with
PGM-FI Lights – Analog or
Digital Gauge Ready**

Allows operation with digital gauges.



32340-ZW7-000AH

PGM-FI Panel

Should be used with fuel-injected models BF115-225 if not using key switch panel 36452-ZW7-100AH/AHR or 36652-ZW7-100AH/AHR. Includes 3 foot harness. 1 panel per engine.

36452-ZW7-110AHR

**BF75/90 and BF115-BF225
Single Engine Key Switch
Panel with PGM-FI Lights –
Analog or Digital Gauge
Ready**

Allows operation with digital gauges.

36652-ZW7-100AHR


**BF115-BF225 Dual Engine
Key Switch Panel with
PGM-FI Lights – Analog or
Digital Gauge Ready**

Allows operation with digital gauges.

KEY SWITCH

Single Engine Dual Station Panel Kit

HONDA
MARINE



36552-ZW7-121AH

Single Engine Dual Station Key Panel Kit

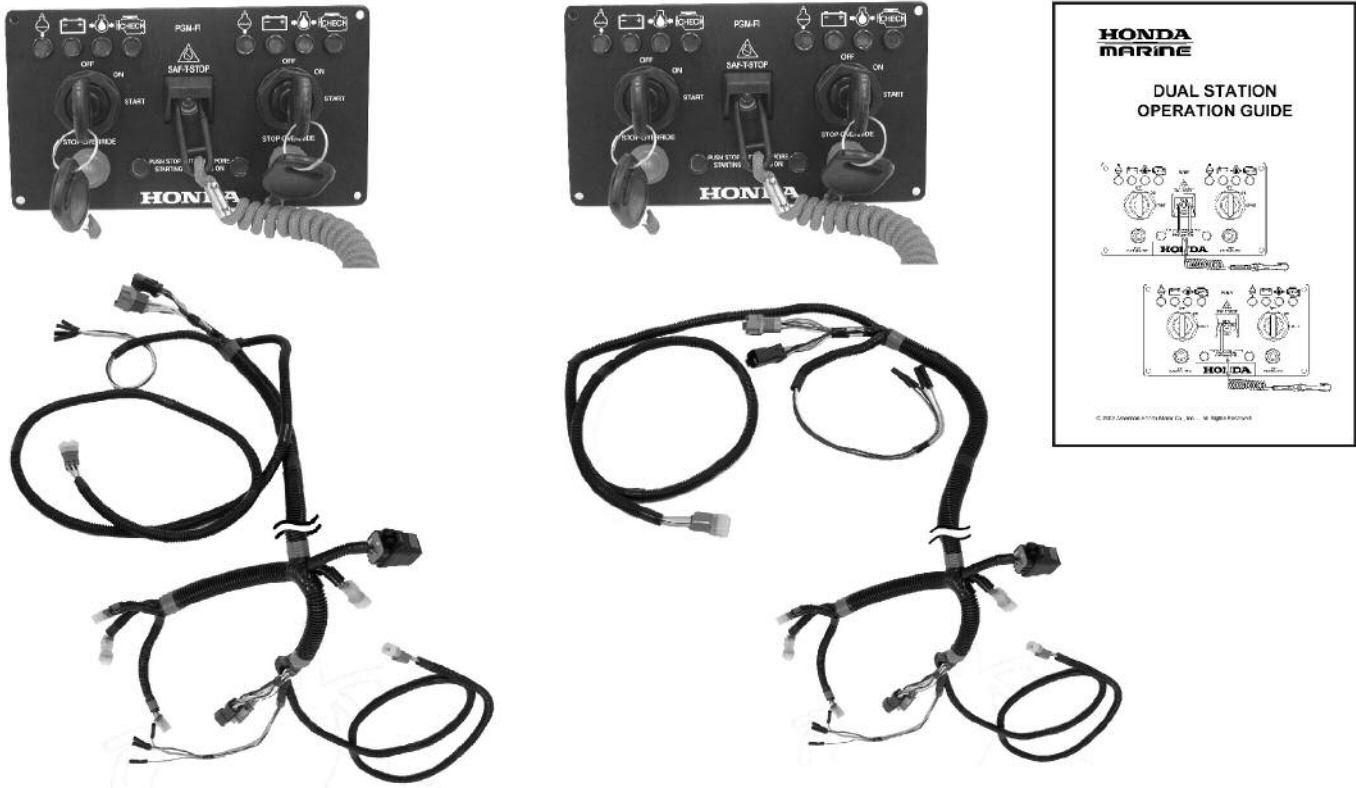
Fits: BF115/130, BF135/150, BF200/225. Fuel Management function for Digital Gauges is supported on all BF135/150 models, and all 2005 year model and subsequent fuel injected engines only.

This kit contains components that will allow an operator to start & stop the engine in a single engine application from a standard helm location and also from an upper “fly-bridge” or forward secondary station. Each station is controlled by a Key Switch Panel that contains the Ignition key, Emergency Stop Switch, Stop Override Button and all alert lights for PGM-FI fuel injected engines. Removing the lanyard from either station will stop the engine. Both stations support full instrumentation, either analog or digital. The “Y” Harness is 19 feet long to accommodate a distance of 18 feet of separation.

Standard 20 wire or 23 wire Main Engine Harnesses (not included) are needed to connect to the lower station “Y” Harness.

This kit only addresses the connection and interaction of the engine harnesses and electrical systems. It does not include any hardware with regards to combining shift and throttle functions between the upper and lower stations. Shift and throttle junction boxes must be purchased separately.

See Teleflex Morse for shift and throttle capability. Teleflex Morse customer service: (610) 495-7011



36552-ZW7-220AH

Dual Engine Dual Station Panel Kit—Analog Ready

This kit contains components that will allow an operator to start and stop both engines in a dual engine application from a standard helm location and also from an upper or “fly-bridge” station. Each station is controlled by a key switch panel that contains 2 ignition switches with a single emergency stop switch. Removing the lanyard from either station will stop both engines. Both key panels display all relevant information with regards to engine indicator and warning lights as well as the warning buzzer. Both stations support full instrumentation. The “Y” Harness is 19 feet long to accommodate a distance of 18 feet of separation.

Standard 20 wire or 23 wire engine main harnesses (not included) are needed to connect to the lower station “Y” harnesses.

This kit only addresses the connection and interaction of the engine harnesses and electrical systems. It does not include any hardware with regards to combining shift and throttle functions between the lower and upper stations. Shift and throttle junction boxes must be purchased separately.

See Teleflex Morse for shift and throttle capability. Teleflex Morse customer service: (610) 495-7011

36552-ZW7-221AH

Dual Engine Dual Station Panel Kit—Analog or Digital Ready

Allows operation with digital gauges.

KEY SWITCH

Panel Kits

HONDA
MARINE

**BF8D/9.9D Manual Tilt
Models Only, 2005 Year
Models & Previous**



38552-ZW9-020AH

Panel Kit

Kit Includes: Key switch panel (36552-ZW9-000AH) and **20** foot long harness.

**BF15D/20D—All
BF8D/9.9D—Power Tilt
Models Only and All 2006
Year Models & Subsequent**



38552-ZY0-020AH

Panel Kit

Kit Includes: Key switch panel (36552-ZW9-000AH) and **20** foot long harness.

38552-ZW9-025AH

Panel Kit

Kit Includes: Key switch panel (36552-ZW9-000AH) and **25** foot long harness.

38552-ZY0-025AH

Panel Kit

Kit Includes: Key switch panel (36552-ZW9-000AH) and **25** foot long harness.

BF75/90—From DK
BF135/150—ALL
BF200/225—2004 Year Model & Subsequent
BF115—2005 Year Model & Subsequent



39552-ZW7-020AH

Single Engine PGM-FI Key Panel/Harness Kit

Kit Includes: Single engine key switch panel (36452-ZW7-110AH) and 20 foot long, 20 wire main harness.

39552-ZW7-025AH

Single Engine PGM-FI Key Panel/Harness Kit

Kit Includes: Single engine key switch panel (36452-ZW7-110AH) and 25 foot long, 20 wire main harness.

39552-ZW7-030AH

Single Engine PGM-FI Key Panel/Harness Kit

Kit Includes: Single engine key switch panel (36452-ZW7-110AH) and 30 foot long, 20 wire main harness.



Dual Engine PGM-FI Key Panel/Harness Kit

Kit Includes: Dual engine PGM-FI key panel assembly (digital/analog). 2 each—20 wire main engine harnesses.

20 foot long **35552-ZW7-020AH**

25 foot long **35552-ZW7-025AH**

30 foot long **35552-ZW7-030AH**

KEY SWITCH

Single Engine 20 Wire Main Harness Panel Kits

HONDA
MARINE

BF25-BF90 Models



38552-ZW7-020AHR

Panel Kit

Kit Includes: Push-to-choke key switch panel (37452-ZW7-110AH) and **20** foot long, **20** wire “universal” main harness.

38552-ZW7-025AHR

Panel Kit

Kit Includes: Push-to-choke key switch panel (37452-ZW7-110AH) and **25** foot long, **20** wire “universal” main harness.

38552-ZW7-030AHR

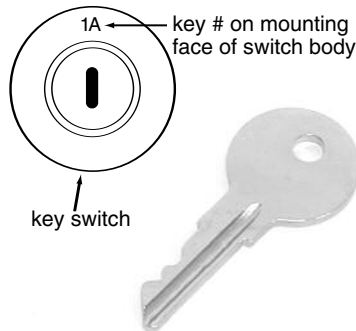
Panel Kit

Kit Includes: Push-to-choke key switch panel (37452-ZW7-110AH) and **30** foot long, **20** wire “universal” main harness.



37452-ZW7-1A Replacement Key Switch Assembly

Replacement ignition key switch for all Honda key switch panels, except Japan original equipment rectangular panel and BF8D thru BF20D Key Panels or dual station key panels. Includes push to choke function for carburetor engines and all necessary connectors for quick installation. Uses key code 1A.



Replacement Keys— All Key Switch Panels Except Japan Type

Key ID can be found on key or under threaded portion of key switch.

Part Number	Key Code	Part Number	Key Code
1A4115	1A	2A4115	2A
1B4115	1B	2B4115	2B
1C4115	1C	2C4115	2C
1D4115	1D	2D4115	2D
1E4115	1E	2E4115	2E
1F4115	1F	2F4115	2F



35110-ZV5-003 Honda Key



36182-ZV4-000AH Emergency Stop Switch Lanyard

Use with all original equipment Honda key switch panels and stop switches. Uses the "Honda" type clip. Silver color with float.



36154-ZW7-000AH Emergency Stop Switch Lanyard

Use with emergency stop switch shown above or "SL" series flush mount control stop switch. Also used on single engine, dual station key panels. Uses the "SL" type clip. Silver color with float.



36155-ZW7-000AH Emergency Stop Switch Lanyard

Use with all dual engine and dual engine dual station key switch panels.

KEY SWITCH

Miscellaneous

HONDA
MARINE



36170-ZW7-010AH

Key Switch Panel Harness— Analog Gauge Ready

Replacement harness for all push to choke key switch panels except BF8D through BF20D. 18 inch long harness with 54 inch long trim switch pigtail.

36170-ZW7-110AH

Key Switch Panel Harness— Digital Gauge Ready

Replacement harness for all push to choke key switch panels except BF8D through BF20D. 18 inch long harness with 54 inch long trim switch pigtail. Allows operation with digital gauges.



06200-ZW9-000AH

Key Switch Plate— BF8D/9.9D, BF15D/20D, BF25/30 and BF40/50 2004 Year Models and Subsequent

Anodized aluminum plate allows dash mounting of the ignition, and stop switches, oil pressure/engine temperature alert lights and buzzer. Designed to accept components removed from Honda side mount controller when installing top or panel mount controls.



36153-ZW7-100AH

BF25-BF225 Emergency Stop Switch

Required with some push to choke key switch panels. Uses the "SL" type lanyard.

36153-ZY3-000AH

Replacement Emergency Stop Switch

Fits the following key panels:

36652-ZW7-100AH
36652-ZW7-100AHR
36552-ZW7-220AH
36552-ZW7-221AH

Replacement emergency stop switch including lanyard for all dual engine PGM-FI and dual engine/dual station key panels.



50522-ZW7-004AH

Bushing Kit—Key Panel

Shouldered plastic bushing protects clear coat from being damaged by overtightening fasteners. Included with all key panels except Japan rectangular panels